

Coppa Italia GT

Qualifying Practice (QP) Analysis

For information purposes. No official / regulatory value

Laps	Sector 1	Sector 2	Sector 3	Spd	Lap Time	Laps	Sector 1	Sector 2	Sector 3	Spd	Lap Time
No.1 De Bellis Riccardo						No.54 Galante Silvio					
1	33.731	23.894	26.330	198,1	1:23.955	1	34.750	24.432	28.388	194,5	1:27.570
2	32.113	22.738	25.742	198,5	1:20.593	2 IN	38.393	35.661	34.592	169,5	1:48.646
3	31.637	22.765	25.497	200,7	1:19.899	3	5:40.268	24.982	27.906	189,1	6:33.156
4 IN	33.598	23.343	26.508	189,4	1:23.449	4	33.084	23.294	28.546	198,8	1:24.894
No.19 Tarabini Luciano						No.61 Scannicchio Davide					
1	35.454	24.393	30.080	170,8	1:29.927	1	35.135	24.969	28.076	187,1	1:28.180
2	31.307	22.232	24.987	208,0	1:18.526	2	34.351	24.254	27.303	188,8	1:25.908
3	30.671	22.036	24.619	209,7	1:17.326	3	33.687	23.644	27.234	189,1	1:24.565
4	30.307	21.925	24.518	210,5	1:16.750	4	34.027	23.741	27.147	189,1	1:24.915
5 IN	34.176	24.183	28.707	163,8	1:27.066	5	33.994			189,8	1:25.201
6 IN	5:03.832	22.694	26.684	170,8	5:53.210	6 IN	34.439	25.104	29.184	190,1	1:28.727
7	2:09.362	22.565	25.039	197,0	2:56.966	7	3:31.278	24.567	27.499	182,4	4:23.344
8	31.099	21.980	24.779	208,0	1:17.858	8	33.791	23.595	26.701	189,4	1:24.087
9	30.543	22.022	24.502	210,5	1:17.067	9	33.415	24.731	27.498	189,8	1:25.644
10 IN	35.478	25.530	35.520	151,4	1:36.528	10	33.483	23.670	26.927	190,4	1:24.080
No.20 Nervi Alessandro						No.51 Ramelli Giuseppe					
1	33.079	23.501	26.472	183,9	1:23.052	1	34.286	24.308	27.024	185,8	1:25.618
2	33.163	23.695	26.344	198,5	1:23.202	2	33.470	23.629	26.306	200,3	1:23.405
3	32.659	23.334	26.224	192,5	1:22.217	3	32.488	22.636	25.862	202,2	1:20.986
4	32.686	22.855	25.870	190,8	1:21.411	4	32.269	22.735	25.974	192,5	1:20.978
5 IN	33.097	23.903	26.931	180,0	1:23.931	5 IN	33.019	22.859	27.587	200,0	1:23.465
6	2:30.190	23.407	26.405	155,1	3:20.002	6	2:42.031	27.430	28.704	119,4	3:38.165
7	31.733	22.747	26.028	209,7	1:20.508	7	33.505	23.804	26.549	195,6	1:23.858
8	31.847	23.400	26.450	209,7	1:21.697	8	32.567	22.954	26.246	203,3	1:21.767
9	31.960	22.804	25.998	209,3	1:20.762	9	32.130	23.137	26.280	202,6	1:21.547
10	31.498	25.956	26.659	210,9	1:24.113	10	32.436	22.800	25.837	202,6	1:21.073
11	31.570	22.966	25.881	211,7	1:20.417	11	31.732	23.075	26.123	205,3	1:20.930
12	31.750	22.889	26.022	211,7	1:20.661	12	32.206	22.520	25.854	201,8	1:20.580
13	31.309	24.501	25.879	211,3	1:21.689	13	32.346	22.450	25.655	203,0	1:20.451
14	31.401	22.904	25.936	210,5	1:20.241	14	32.037	22.454	25.792	201,4	1:20.283
15	31.116	22.906	25.650	212,1	1:19.672	15	32.205	22.703	25.678	202,2	1:20.586
						16	31.990	22.859	27.336	203,3	1:22.185

Coppa Italia Turismo

Qualifying Practice (QP) Analysis

For information purposes. No official / regulatory value

Laps	Sector 1	Sector 2	Sector 3	Spd	Lap Time
No.105 Borret Federico					
1	41.028	28.721	29.698	148,1	1:39.447
No.106 Brivio Nicola					
1	44.675	29.625	33.303	131,8	1:47.603
2 IN	36.822	28.825	33.531	170,0	1:39.178
3	2:04.878	26.917	29.893	149,1	3:01.688
4	34.932	25.423	27.257	180,6	1:27.612
5	1:13.116	25.164	27.711	165,8	2:05.991
6	34.278	24.727	27.424	178,8	1:26.429
7	34.296	24.419	26.614	180,3	1:25.329
8	33.790	24.350	26.936	180,6	1:25.076
9	33.889	24.167	26.750	180,0	1:24.806
10 IN	36.829	31.890	34.409	148,7	1:43.128
11 IN	4:20.928	39.283	44.163	93,0	5:44.374
No.107 Gagliano Massimiliano					
1	35.185	24.652	26.615	179,7	1:26.452
2	34.101	24.127	26.329	182,1	1:24.557
3	33.713	24.456	25.952	182,4	1:24.121
4	33.680	24.159	27.520	181,5	1:25.359
5 IN	35.153	25.096	28.578	174,7	1:28.827
6	2:18.271	27.925	29.891	141,5	3:16.087
7	36.292	27.842	27.008	147,1	1:31.142
8	34.055	24.033	26.197	181,5	1:24.285
9	33.491	23.685	25.930	183,3	1:23.106
10	33.295	23.453	26.049	183,3	1:22.797
11	33.654	23.382	25.990	182,7	1:23.026
12	38.176	30.389	28.447	137,5	1:37.012
13	33.745	23.729	26.380	183,0	1:23.854
14 IN	34.649	27.919	35.620	170,6	1:38.188
No.108 Tarantino Luigino					
1	38.093	26.514	28.646	150,6	1:33.253
2	35.387	25.157	27.653	176,1	1:28.197
3	34.441	27.691	27.793	181,2	1:29.925
4	34.543	24.496	50.644	179,1	1:49.683
5	34.663	24.568	28.160	180,0	1:27.391
6 IN	35.526	25.884	29.390	174,7	1:30.800
7	2:45.024	26.527	28.078	141,1	3:39.629
8	34.546	24.479	26.915	177,6	1:25.940
9	34.219	24.091	26.727	179,4	1:25.037
10 IN	34.636	24.567	26.730	180,3	1:25.933
11	1:41.530	24.949	27.285	177,6	2:33.764
12	35.076	24.463	27.318	177,6	1:26.857
13 IN	35.129	32.554	40.559	177,0	1:48.242
No.115 Giacon Kevin					
1	37.706	26.536	29.366	181,8	1:33.608
2	36.265	26.046	27.604	153,8	1:29.915
3	33.474	23.658	26.345	186,5	1:23.477
4	33.211	24.475	26.919	186,8	1:24.605
5	33.196	23.166	25.910	186,5	1:22.272
6 IN	33.278	25.255	28.815	187,8	1:27.348

Laps	Sector 1	Sector 2	Sector 3	Spd	Lap Time
7 IN	1:44.069	27.627	31.591	129,4	2:43.287
No.120 Bamonte Luigi					
1	38.074	27.488	29.530	159,2	1:35.092
2	35.857	25.732	27.648	168,7	1:29.237
3	33.916	25.092	48.579	186,5	1:47.587
4 IN	34.618	24.747	32.451	186,2	1:31.816
5	1:48.240	24.911	27.175	181,8	2:40.326
6	34.060	24.784	27.495	184,6	1:26.336
7	34.174	24.286	26.790	184,9	1:25.250
8	34.330	23.972	26.536	184,9	1:24.838
9	34.161	24.216	27.080	185,8	1:25.457
10	34.405	24.276	26.864	185,8	1:25.545
11	34.370	26.812	28.376	184,9	1:29.558
12	34.341	24.170	26.820	184,9	1:25.331
13	34.494	25.263	27.482	185,2	1:27.239
14	34.262	23.846	26.518	183,6	1:24.626
15	34.240	23.984	27.380	185,8	1:25.604
No.212 De Luca Rino					
1	39.082	27.908	29.142	157,8	1:36.132
2	36.293	27.829	28.864	173,0	1:32.986
3	35.740	44.842	28.591	173,6	1:49.173
4	35.443	26.071	28.966	174,4	1:30.480
5	35.472	25.905	28.594	173,3	1:29.971
6	36.398	25.891	28.826	173,3	1:31.115
7 IN	36.383	25.807	31.412	155,3	1:33.602
8	2:09.860	25.642	27.970	167,9	3:03.472
9	35.085	24.945	27.700	172,7	1:27.730
10	35.941	24.707	27.650	171,7	1:28.298
11	35.605	25.177	27.359	164,8	1:28.141
12	35.425	24.879	27.372	172,5	1:27.676
13	35.148	24.713	27.279	173,0	1:27.140
14	35.286	25.315	27.608	172,7	1:28.209
No.214 Tanzi Giancarlo					
1	37.206	26.247	28.875	176,1	1:32.328
2	36.654	25.195	28.469	174,7	1:30.318
3	37.238	25.644	28.388	171,7	1:31.270
4	35.625	25.288	28.596	178,8	1:29.509
5	36.129			178,8	1:30.568
6	36.249	25.201	28.695	178,5	1:30.145
7	36.492	25.168	28.469	172,7	1:30.129
8	36.112	25.192	28.552	174,4	1:29.856
9 IN	36.752	25.943	31.954	174,7	1:34.649
10	2:49.684			155,8	3:44.349
11	36.013	25.915	28.811	174,1	1:30.739
12	2:57.656	26.439	29.869	167,7	3:53.964
No.225 Fragliasso Antonio					
1	44.906	30.308	34.624	120,5	1:49.838
2	38.196	26.416	29.194	144,5	1:33.806
3	36.481	25.979	30.191	153,1	1:32.651
4	35.674	25.320	27.878	149,3	1:28.872

Laps	Sector 1	Sector 2	Sector 3	Spd	Lap Time
5	35.788	26.065	28.623	156,7	1:30.476
6	35.299	25.409	27.815	162,6	1:28.523
7	35.647	25.280	27.669	160,9	1:28.596
8	36.737	25.096	27.973	160,2	1:29.806
9	36.089	24.967	27.617	164,6	1:28.673
10	35.279	24.898	27.411	171,1	1:27.588
11	35.829	24.712	27.244	159,2	1:27.785
12	35.275	1:12.032	30.501	163,8	2:17.808
13	40.357	24.989	27.842	144,5	1:33.188
14	45.459	25.758	27.549	114,4	1:38.766
15	35.426	25.336	27.494	164,6	1:28.256
No.226 Hafner Armin					
1	41.402	31.618	28.544	121,8	1:41.564
2	35.561	25.666	27.228	170,0	1:28.455
3	34.972	24.409	27.556	171,1	1:26.937
4	35.038	24.350	26.767	170,3	1:26.155
5	10:07.948	27.432	28.789	141,5	11:04.169
6	35.866	27.392	28.276	169,2	1:31.534
7	35.200	24.392	26.741	169,5	1:26.333
8	34.939	24.359	26.642	171,1	1:25.940
9	34.808	24.443	26.959	170,8	1:26.210
No.228 Lissignoli Raffaele					
1	39.160	27.830	29.058	148,1	1:36.048
2	36.464	28.026	28.070	166,4	1:32.560
3	35.796	25.448	28.281	170,3	1:29.525
4	35.740	25.167	27.149	170,3	1:28.056
5	35.459	24.742	26.894	170,0	1:27.095
6	35.372	24.745	26.795	170,6	1:26.942
7 IN	39.337	31.910	31.828	139,3	1:43.075
8	2:19.136	25.059	27.070	160,4	3:11.265
9	35.012	24.677	26.483	170,6	1:26.172
10	35.311	24.428	26.832	170,0	1:26.571
11	35.076	25.037	26.787	169,0	1:26.900
12	35.229	24.471	26.943	169,5	1:26.643
13	35.006	24.274	26.636	170,3	1:25.916
14 IN	47.791	43.255	41.432	99,6	2:12.478
No.231 Revello Alessandro					
1	36.531	25.972	29.811	175,0	1:32.314
2	35.646	25.932	28.599	175,3	1:30.177
3	35.649	25.805	28.674	175,6	1:30.128
4	35.729	25.881	29.183	175,6	1:30.793
5	35.654	26.067	28.462	174,7	1:30.183
6	36.232	25.539	28.671	172,5	1:30.442
7	35.708	25.804	28.655	175,0	1:30.167
8	36.030	25.759	28.625	175,0	1:30.414
9 IN	40.188	28.002	33.584	133,3	1:41.774
10	2:06.282	30.870	32.145	126,1	3:09.297
11	36.318	25.923			

Coppa Italia Turismo

Qualifying Practice (QP) Analysis

For information purposes. No official / regulatory value

Laps	Sector 1	Sector 2	Sector 3	Spd	Lap Time
No.232 Stefani Manuel					
1	37.307	26.675	29.187	164,3	1:33.169
2	36.765	26.626	28.778	168,7	1:32.169
3 IN	37.646	27.133	42.365	160,2	1:47.144
4	2:08.273	26.084	28.356	164,6	3:02.713
5	35.585	26.164	28.113	170,0	1:29.862
6	36.138	25.247	27.757	167,9	1:29.142
7	35.443	25.253	27.778	171,4	1:28.474
8	50.522	27.347	29.087	169,0	1:46.956
9	36.227	26.053	27.740	164,3	1:30.020
10	36.123	24.970	27.653	165,3	1:28.746
11	35.606	25.057	27.616	169,2	1:28.279
12	35.582	25.400	27.598	170,6	1:28.580
13	35.890	25.245	27.541	168,4	1:28.676
14	35.915	25.582	27.787	170,8	1:29.284

No.251 Trebbi Giacomo					
1	37.679	32.421	33.731	157,8	1:43.831
2	36.978	25.718	27.768	158,5	1:30.464
3	36.706	25.851	27.515	158,5	1:30.072
4	36.633	25.264	27.424	158,8	1:29.321
5 IN	37.118	26.512	29.467	153,1	1:33.097

No.252 Abate Maurizio					
1	37.881	26.054	28.778	148,5	1:32.713
2	36.530	24.685	27.913	166,1	1:29.128
3	35.890			170,0	1:28.293
4 IN	40.087	26.931	30.979	122,7	1:37.997
5	2:55.400	24.849	27.667	166,1	3:47.916
6	35.684	26.973	27.967	172,7	1:30.624
7	35.291	24.592	27.577	171,9	1:27.460
8	35.250	24.386	27.284	173,0	1:26.920
9	35.547	24.423	27.405	172,7	1:27.375
10	35.511	24.760	27.417	173,0	1:27.688
11 IN	39.987	26.716	31.044	106,6	1:37.747

No.254 Barbolini Edoardo					
1	46.081	32.054	34.545	93,9	1:52.680
2	37.677	25.980	28.258	156,2	1:31.915
3	37.158	25.600	28.080	156,2	1:30.838
4	36.930	25.394	28.036	155,6	1:30.360
5	39.580	27.028	29.052	142,4	1:35.660
6	36.985	25.585	27.832	156,5	1:30.402
7 IN	38.929			152,5	1:38.984
8	2:42.210	33.688	30.769	119,3	3:46.667
9	37.157	25.624	27.867	155,8	1:30.648
10	36.916	25.909	28.193	155,6	1:31.018
11	36.821	25.449	27.659	156,9	1:29.929
12	37.268	27.063	29.317	156,2	1:33.648
13	36.876	25.517	29.164	156,0	1:31.557

No.270 Suerzi Stefanin Alessandro					
1	39.979	27.643	29.909	158,5	1:37.531
2	37.854	26.189	28.516	159,0	1:32.559

Laps	Sector 1	Sector 2	Sector 3	Spd	Lap Time
3 IN	36.906	27.440	30.951	160,4	1:35.297
4	4:49.341	26.150	28.959	155,6	5:44.450
5	36.801	26.573	28.479	160,4	1:31.853
6	37.082	25.712	28.202	158,8	1:30.996
7	36.713	25.260	28.251	159,5	1:30.224
8 IN	41.740	28.401	33.263	139,3	1:43.404
No.271 Zanin Massimo					
1	37.276	27.553	29.357	164,3	1:34.186
2	35.519	25.039	28.412	169,0	1:28.970
3	35.096	24.488	27.117	171,1	1:26.701
4	34.716	24.884	27.029	171,9	1:26.629
5 IN	34.927	24.451	27.545	171,7	1:26.923
6	1:58.027	24.625	27.185	168,7	2:49.837
7	35.255	24.281	27.019	171,4	1:26.555
8	35.228	24.192	27.132	171,4	1:26.552
9 IN	37.275	30.692	34.140	146,1	1:42.107
10 IN	4:09.248	45.345	52.296	96,7	5:46.889

Coppa Italia GT

Race 1 Analysis

For information purposes. No official / regulatory value

Laps	Sector 1	Sector 2	Sector 3	Spd	Lap Time	Laps	Sector 1	Sector 2	Sector 3	Spd	Lap Time	Laps	Sector 1	Sector 2	Sector 3	Spd	Lap Time		
No.1 De Bellis Riccardo						No.11 Ramelli Giuseppe						No.13 Ramelli Giuseppe							
1	35.618	23.471	25.928	193,2	1:25.017	11	32.484	23.090	26.640	194,2	1:22.214	4	34.500	24.183	27.089	189,1	1:25.772		
2	32.524			195,2	1:22.038	12	32.637	23.397	26.214	198,1	1:22.248	5	34.178	28.016	27.409	187,8	1:29.603		
3	32.457	23.107	25.890	194,2	1:21.454	13	32.561	22.907	26.168	190,1	1:21.636	6	35.550			177,9	1:26.226		
4	32.497	23.192	25.774	194,2	1:21.463	14	32.831	23.238	26.482	194,5	1:22.551	7	33.716			191,1	1:24.680		
5	32.267	23.130	25.991	194,5	1:21.388	15	32.480	23.118	26.252	197,8	1:21.850	8	33.509			192,1	1:24.738		
6	32.418	23.504	26.132	194,5	1:22.054	16	32.737	23.758	26.469	190,8	1:22.964	9	33.421			191,4	1:24.467		
7	32.308	23.274	25.849	195,2	1:21.431	17	32.588	23.273	26.237	194,9	1:22.098	10	33.581			191,4	1:24.869		
8	32.074			194,9	1:21.156	18	32.581	23.374	26.504	197,4	1:22.459	11	33.320			192,1	1:24.039		
9	32.513	22.898	26.126	194,5	1:21.537	19	32.536	23.156	26.605	200,3	1:22.297	12	33.466			190,4	1:24.295		
10	33.110	23.136	25.968	193,2	1:22.214	No.51 Tarabini Luciano						13	33.293			192,1	1:24.194		
11	32.568			194,2	1:21.359	1	37.269			194,9	1:28.686	14	34.018			192,1	1:24.932		
12	32.082	23.006	25.747	195,2	1:20.835	2	33.097	23.582	26.583	202,2	1:23.262	15	33.360			191,8	1:24.926		
13	32.121	22.883	25.713	195,6	1:20.717	3	32.948	23.650	26.582	199,2	1:23.180	16	35.543	24.785	31.340	166,4	1:31.668		
14	32.885	22.978	25.755	194,2	1:21.618	4	33.028			198,8	1:22.702	17	36.594			169,0	1:34.765		
15	32.454	22.918	26.152	196,7	1:21.524	5 IN	33.476	24.322	29.388	192,8	1:27.186	18	37.825	26.943	29.648	152,1	1:34.416		
16	32.343	23.056	25.799	195,6	1:21.198	6	48.716	23.023	26.127	188,1	1:37.866								
17	32.538	22.845	25.902	194,5	1:21.285	7	32.444	23.303	26.670	203,3	1:22.417								
18	32.088	23.082	25.893	196,3	1:21.063	8	33.506	23.793	27.806	192,1	1:25.105								
19	32.279	22.973	26.190	195,2	1:21.442	9	33.799	23.522	26.588	184,3	1:23.909								
						10	32.835			199,6	1:22.255								
						11	32.260			203,0	1:21.709								
						12	32.660	23.264	26.443	200,0	1:22.367								
						13	32.322			198,5	1:21.792								
						14	32.172	23.243	26.137	203,0	1:21.552								
						15	32.319	23.421	26.611	202,6	1:22.351								
						16	32.503	23.510	26.325	201,4	1:22.338								
						17	32.666			199,2	1:22.386								
						18	32.487	23.203	26.305	203,3	1:21.995								
						19	32.594	23.303	26.443	200,7	1:22.340								
						No.54 Galante Silvio													
						1	37.613	24.881	27.263	183,0	1:29.757								
						2	32.672	36.684	33.441	204,9	1:42.797								
						3	38.799	28.527	30.137	149,7	1:37.463								
						4	36.345	26.087	32.027	160,4	1:34.459								
						5	35.742	25.591	28.848	164,6	1:30.181								
						6	34.862	51.013	33.605	158,8	1:59.480								
						7	40.882	31.029	33.124	135,0	1:45.035								
						8	38.593	27.455	30.459	136,7	1:36.507								
						9	37.324			138,6	1:32.354								
						10	36.542	26.614	32.486	139,7	1:35.642								
						11	37.546	25.418	29.725	146,9	1:32.689								
						12	35.863			148,1	1:30.886								
						13	35.337	24.993	28.730	146,9	1:29.060								
						14	36.132	25.669	34.499	169,5	1:36.300								
						15	36.100	25.342	29.439	152,1	1:30.881								
						16	35.481	25.237	29.424	154,5	1:30.142								
						17	34.946	27.093	31.673	159,9	1:33.712								
						No.61 Scannicchio Davide													
						1	38.999	25.319	27.933	179,4	1:32.251								
						2	34.127			191,1	1:25.902								
						3	34.142	24.276	27.219	190,8	1:25.637								
No.19 Tarabini Luciano						No.20 Nervi Alessandro						No.21 Nervi Alessandro							
1	38.124	1:01.491	27.127	192,1	2:06.742	1	37.433	24.001	26.572	183,9	1:28.006	1	34.048	23.332	26.649	181,8	1:24.029		
2	31.894	22.539	25.304	203,3	1:19.737	2	33.036	23.765	26.783	197,4	1:23.584	2	33.548	38.013	27.289	184,9	1:38.850		
3	31.432	22.705	24.900	207,2	1:19.037	3	33.023	23.438	27.075	194,9	1:23.536	3	33.269	23.837	26.860	194,9	1:23.966		
4	30.976	21.981	24.799	208,8	1:17.756	4	34.048	23.332	26.649	181,8	1:24.029	4	32.854	23.345	27.896	192,1	1:24.095		
5	30.835	22.271	24.756	210,5	1:17.862	5	33.548	38.013	27.289	184,9	1:38.850	5	33.957	23.960	27.182	183,6	1:25.099		
6	31.043	22.778	24.975	210,1	1:18.796	6	33.269	23.837	26.860	194,9	1:23.966	6	34.010	23.551	26.609	190,8	1:24.170		
7	31.100	22.021	24.645	208,8	1:17.766	7	32.854	23.345	27.896	192,1	1:24.095	7	32.943	23.433	26.562	176,4	1:22.938		
8	30.927	22.320	24.816	210,1	1:18.063	8	30.927	22.320	24.816	210,1	1:18.063								
9	30.548	21.999	24.754	209,7	1:17.301	9	30.548	21.999	24.754	209,7	1:17.301								
10	30.881	21.936	24.549	208,4	1:17.366	10	30.881	21.936	24.549	208,4	1:17.366								
11	30.754	21.987	24.855	209,7	1:17.596	11	30.754	21.987	24.855	209,7	1:17.596								
12	30.978	22.052	24.859	210,5	1:17.889	12	30.978	22.052	24.859	210,5	1:17.889								
13	30.580	22.036	24.858	212,1	1:17.474	13	30.580	22.036	24.858	212,1	1:17.474								
14	31.113	22.094	24.821	210,5	1:18.028	14	31.113	22.094	24.821	210,5	1:18.028								
15	30.967	22.215	24.962	208,0	1:18.144	15	30.967	22.215	24.962	208,0	1:18.144								
16	31.126	22.472	25.310	209,3	1:18.908	16	31.126	22.472	25.310	209,3	1:18.908								
17	31.269	22.342	25.461	210,5	1:19.072	17	31.269	22.342	25.461	210,5	1:19.072								
18	32.305	22.830	25.474	193,5	1:20.609	18	32.305	22.830	25.474	193,5	1:20.609								
19	31.690	22.813	25.961	200,7	1:20.464	19	31.690	22.813	25.961	200,7	1:20.464								

Coppa Italia Turismo

Race 1 Analysis

For information purposes. No official / regulatory value

Laps	Sector 1	Sector 2	Sector 3	Spd	Lap Time	Laps	Sector 1	Sector 2	Sector 3	Spd	Lap Time	Laps	Sector 1	Sector 2	Sector 3	Spd	Lap Time
No.106 Brivio Nicola						No.120 Bamonte Luigi						No.225 Fragliasso Antonio					
1	41.521	54.610	28.757	150,2	2:04.888	13	34.615	24.352	26.945	178,8	1:25.912	7	35.399			176,1	1:28.980
2	36.031	25.422	27.567	179,4	1:29.020	14	34.880	24.742	27.582	178,5	1:27.204	8	35.522			179,1	1:29.528
3	34.940	24.650	27.265	180,3	1:26.855	15	34.776	24.337	27.194	179,4	1:26.307	9	35.992			179,1	1:29.850
4	34.616	24.259	26.794	180,9	1:25.669	16	34.855	25.184	27.017	177,3	1:27.056	10	35.850			172,5	1:29.101
5	34.218	24.297	26.896	180,9	1:25.411	17	34.729	24.492	27.032	178,2	1:26.253	11	35.352			181,5	1:29.592
6	34.087	24.884	27.081	181,5	1:26.052	18	34.474	24.165	27.605	179,7	1:26.244	12	35.719			177,0	1:28.687
7	34.495	24.263	26.894	180,3	1:25.652	No.122 De Luca Rino						13	35.080			176,4	1:29.187
8	34.074	25.092	27.181	181,8	1:26.347	1	38.761	25.411	27.639	179,1	1:31.811	14	35.904			173,6	1:30.006
9	34.370	24.769	27.628	182,4	1:26.767	2	34.448	24.543	26.992	186,5	1:25.983	15	35.511			178,5	1:28.600
10	35.242	24.797	27.489	169,8	1:27.528	3	33.664	24.158	26.847	187,1	1:24.669	16	35.493			178,8	1:29.818
11	35.154	24.621	27.052	165,1	1:26.827	4	34.121	24.147	26.546	188,1	1:24.814	17	35.496			176,4	1:28.941
12	35.127	24.633	27.030	178,8	1:26.790	5	33.964	23.946	26.767	187,1	1:24.677	No.226 Hafner Armin					
13	35.189	24.495	27.361	174,1	1:27.045	6	33.855	24.055	26.709	187,1	1:24.619	1	43.872	44.657	34.219	121,7	2:02.748
14	34.666	24.425	27.184	177,6	1:26.275	7	33.903	23.787	26.560	186,5	1:24.250	2	38.028	26.144	28.648	153,1	1:32.820
15	35.639	25.117	27.575	171,4	1:28.331	8	34.011	23.929	26.551	186,2	1:24.491	3	36.593	25.681	28.479	152,7	1:30.753
16	36.285	25.364	28.198	163,6	1:29.847	9	33.889	23.902	26.799	187,1	1:24.590	4	36.143	25.464	28.163	165,3	1:29.770
17	35.479	25.175	27.592	171,7	1:28.246	10	34.208	24.160	26.928	186,2	1:25.296	5	37.288	25.308	28.707	161,4	1:31.303
18	36.251	25.783	28.365	161,4	1:30.399	11	34.440	23.875	27.137	187,5	1:25.452	6	36.100	25.333	28.538	171,4	1:29.971
No.107 Gagliano Massimiliano						12	34.619	24.210	26.697	187,1	1:25.526	7	36.067	24.999	28.085	166,1	1:29.151
1	37.894	24.809	26.660	181,8	1:29.363	13	34.059	24.132	26.960	186,8	1:25.151	8	35.612	24.812	29.520	167,4	1:29.944
2	34.019	24.106	26.240	182,4	1:24.365	14	35.187	24.250	27.113	185,5	1:26.550	9	37.889	25.152	28.159	157,4	1:31.200
3	33.885	23.775	26.185	182,7	1:23.845	15	34.140	24.385	26.831	184,9	1:25.356	10	36.220	25.141	28.376	161,4	1:29.737
4	33.691	23.787	26.072	183,0	1:23.550	16	34.445	45.628	27.740	181,5	1:47.813	11	38.397	25.197	28.069	159,9	1:31.663
5	33.786	23.764	26.071	183,0	1:23.621	17	34.569	23.943	26.852	184,3	1:25.364	12	36.075	25.738	30.945	159,9	1:32.758
6	33.592	23.791	26.155	183,3	1:23.538	18	34.781	23.878	26.937	184,9	1:25.596	13	36.106	24.999	28.015	160,7	1:29.120
7	33.647	23.667	26.168	182,7	1:23.482	No.214 Tanzi Giancarlo						14	36.061	24.776	27.587	165,1	1:28.424
8	33.733	23.937	26.393	183,6	1:24.063	1	40.308	26.471	28.575	159,0	1:35.354	15	35.477	25.322	28.644	162,8	1:29.443
9	33.868	23.771	26.308	183,9	1:23.947	2	35.999	25.253	27.949	174,7	1:29.201	16	36.903	26.623	27.749	142,8	1:31.275
10	33.945	23.905	26.519	184,6	1:24.369	3	35.739	25.086	27.785	174,7	1:28.610	17	35.481	24.681	27.471	165,8	1:27.633
11	33.867	23.941	26.336	183,6	1:24.144	4	35.563	25.264	27.709	174,4	1:28.536	No.228 Lissignoli Raffaele					
12	34.282	24.163	26.327	183,6	1:24.772	5	35.557	24.938	27.941	173,6	1:28.436	1	39.456	25.341	27.520	145,3	1:32.317
13	34.101	24.027	26.712	183,9	1:24.840	6	35.563	25.021	27.681	173,9	1:28.265	2	35.177	24.863	27.278	173,6	1:27.318
14	33.913	24.047	26.751	182,1	1:24.711	7	35.481	25.296	27.899	173,6	1:28.676						
15	34.376	24.140	27.212	182,1	1:25.728	8	35.568	24.965	27.660	174,4	1:28.193						
16	34.022	24.440	26.813	182,7	1:25.275	9	35.815	25.069	27.653	173,6	1:28.537						
17	34.257	24.112	26.705	181,2	1:25.074	10	35.888	25.242	27.672	172,2	1:28.802						
18	34.281	24.007	26.451	183,6	1:24.739	11	35.970	24.948	27.619	174,1	1:28.537						
No.108 Tarantino Luigino						12	35.967	25.036	27.843	173,3	1:28.846						
1	40.314	25.797	27.883	163,8	1:33.994	13	35.927	25.049	27.915	173,0	1:28.891						
2	34.646	24.614	27.142	181,5	1:26.402	14	36.241	25.361	27.828	167,7	1:29.430						
3	34.719	24.491	26.903	180,9	1:26.113	15	36.029	25.329	28.548	171,1	1:29.906						
4	34.337	24.222	27.000	179,4	1:25.559	16	36.279	25.244	28.476	170,0	1:29.999						
5	34.363	23.955	26.793	180,6	1:25.111	17	36.658	25.575	28.652	169,0	1:30.885						
6	34.385	24.223	26.706	180,3	1:25.314	18	36.981	25.817	28.483	149,5	1:31.281						
7	34.212	24.036	26.763	180,3	1:25.011												
8	34.363	24.058	26.651	179,7	1:25.072												
9	34.381	24.286	26.962	178,8	1:25.629												
10	34.500	24.054	26.802	179,7	1:25.356												
11	34.225	24.146	27.029	180,0	1:25.400												
12	34.459	24.533	27.186	180,0	1:26.178												

Coppa Italia Turismo

Race 1 Analysis

For information purposes. No official / regulatory value

Laps	Sector 1	Sector 2	Sector 3	Spd	Lap Time
3	36.011	24.573	27.037	173,3	1:27.621
4	35.040	24.512	26.907	173,0	1:26.459
5	35.043	24.496	26.981	173,6	1:26.520
6	35.359	24.500	27.260	169,2	1:27.119
7	35.247	24.255	26.769	170,8	1:26.271
8	35.132	24.516	26.858	171,1	1:26.506
9	35.096	24.542	26.934	170,8	1:26.572
10	35.180	24.358	26.809	171,4	1:26.347
11	35.150	24.202	26.901	171,1	1:26.253
12	35.044	24.532	26.738	171,9	1:26.314
13	35.004	24.440	26.857	171,9	1:26.301
14	35.095	24.598	26.803	171,9	1:26.496
15	35.108	24.339	26.790	171,4	1:26.237
16	35.183	24.620	27.084	173,0	1:26.887
17	35.442	24.706	26.826	167,9	1:26.974
18	35.231	24.480	27.071	170,6	1:26.782

No.231 Revello Alessandro					
1	40.194	27.197	28.953	159,5	1:36.344
2	36.035	26.139	29.039	172,7	1:31.213
3	35.812	25.558	28.519	173,6	1:29.889
4	35.815	25.642	28.594	175,3	1:30.051
5	35.903	25.394	28.253	175,0	1:29.550
6	35.544	25.440	27.927	174,7	1:28.911
7	35.577	25.472	28.142	174,1	1:29.191
8	35.690	25.402	28.228	172,5	1:29.320
9	36.103	25.506	29.236	170,6	1:30.845
10	35.813	25.614	28.139	174,4	1:29.566
11	35.904	25.510	28.832	173,6	1:30.246
12	36.123	25.549	28.320	173,3	1:29.992
13	35.867	25.690	28.824	172,2	1:30.381
14	36.269	25.358	28.985	169,2	1:30.612
15	35.990	25.713	29.050	171,7	1:30.753
16	36.325	25.539	29.068	168,4	1:30.932
17	36.273	25.945	29.258	166,6	1:31.476

No.232 Stefani Manuel					
1	40.678	26.455	28.877	150,4	1:36.010
2	36.050	25.621	27.985	169,0	1:29.656
3	35.935	25.812	27.662	170,0	1:29.409
4	35.901	25.290	27.701	168,4	1:28.892
5	35.555	25.662	27.978	166,9	1:29.195
6	35.741	25.397	27.781	169,5	1:28.919
7	35.570	25.237	27.740	168,4	1:28.547
8	35.885	24.964	27.829	168,2	1:28.678
9	35.519			169,2	1:28.110
10	35.929	25.040	27.911	167,9	1:28.880
11	35.746	25.161	28.006	169,2	1:28.913
12	35.883	24.979	27.575	168,4	1:28.437
13	36.277	26.854	28.170	164,3	1:31.301
14	36.196	25.875	28.232	166,4	1:30.303
15	36.505	25.522	28.136	158,3	1:30.163
16	36.359	25.386	27.887	165,6	1:29.632

Laps	Sector 1	Sector 2	Sector 3	Spd	Lap Time
17	36.959			167,1	1:30.311
No.251 Trebbi Giacomo					
1	41.750	26.639	29.275	154,5	1:37.664
2	36.905	25.614	28.611	159,7	1:31.130
3	36.604	25.473	28.010	159,7	1:30.087
4	36.803	25.439	27.733	158,8	1:29.975
5	36.828	25.430	27.986	159,7	1:30.244
6	36.790			158,5	1:29.715
7	36.600	25.165	27.670	158,3	1:29.435
8	36.876			158,8	1:31.029
9	36.906	25.178	27.635	158,8	1:29.719
10	36.799			159,0	1:29.689
11	36.807			158,5	1:29.889
12	36.943	25.271	27.679	159,5	1:29.893
13	36.972			158,5	1:30.518
14	37.457	25.687	27.918	159,2	1:31.062
15	37.016	25.693	28.077	159,0	1:30.786
16	36.977			159,2	1:30.532
17	37.486			159,0	1:31.416

No.252 Abate Maurizio					
1	39.165	26.351	27.950	161,6	1:33.466
2	35.483	24.898	27.399	169,5	1:27.780
3	36.311	25.025	27.383	168,2	1:28.719
4	35.514	24.833	27.205	172,7	1:27.552
5	36.269	24.516	27.416	172,7	1:28.201
6	35.298			173,9	1:27.136
7	35.466			173,6	1:27.313
8	35.098			174,4	1:27.007
9	35.340	24.491	27.487	172,7	1:27.318
10	35.551	24.403	27.443	174,1	1:27.397
11	35.543			173,9	1:27.879
12	35.414	24.436	27.748	173,9	1:27.598
13	35.400	24.393	27.877	173,6	1:27.670
14	35.439	24.500	27.676	172,7	1:27.615
15	35.575	24.591	27.788	172,7	1:27.954
16	35.724			173,9	1:28.039
17	35.719			171,9	1:27.967
18	35.565			172,5	1:27.725

No.254 Barbolini Edoardo					
1	41.820	26.646	29.488	154,0	1:37.954
2	37.446	26.492	28.546	158,8	1:32.484
3	37.081	25.547	28.235	159,0	1:30.863
4	37.017			157,8	1:30.557
5	36.681	25.325	27.931	159,0	1:29.937
6	36.803	25.397	27.964	158,8	1:30.164
7	36.897	26.297	28.031	158,8	1:31.225
8	37.037			158,3	1:31.344
9	36.882			158,3	1:30.229
10	36.738			158,5	1:29.947
11	37.062			158,5	1:30.397
12	36.847	25.440	28.929	158,8	1:31.216

Laps	Sector 1	Sector 2	Sector 3	Spd	Lap Time
13	37.316			158,3	1:30.745
14	36.779	25.553	27.885	158,3	1:30.217
15	37.048			158,1	1:30.396
16	38.427			157,6	1:32.012
17	37.076	26.437	28.937	157,8	1:32.450
No.270 Suerzi Stefanin Alessandro					
1	42.421	26.834	29.494	154,2	1:38.749
2	37.751	25.942	28.616	160,7	1:32.309
3	37.228	25.944	28.397	161,6	1:31.569
4	37.446	25.749	28.382	159,9	1:31.577
5	37.176	25.615	28.511	159,2	1:31.302
6	37.039	26.490	28.557	159,7	1:32.086
7	37.261	25.690	28.440	159,7	1:31.391
8	36.996	25.288	28.425	160,4	1:30.709
9	37.406			159,7	1:31.160
10	36.734			160,9	1:30.621
11	37.391	26.009	28.885	156,2	1:32.285
12	37.708	25.716	29.000	156,7	1:32.424
13	38.757	25.943	28.506	154,0	1:33.206
14	37.929	25.916	28.961	145,5	1:32.806
15	38.288	25.934	28.726	155,1	1:32.948
16	38.444	26.946	28.440	145,1	1:33.830
17	37.315			159,2	1:31.112

No.271 Zanin Massimo					
1	38.394	25.284	27.482	170,8	1:31.160
2	35.226			172,2	1:27.297
3	35.233	24.467	27.394	171,7	1:27.094
4	35.432	24.467	27.224	170,6	1:27.123
5	35.158	24.356	27.352	172,2	1:26.866
6	35.349	24.313	27.604	172,5	1:27.266
7	35.836	24.462	27.240	165,1	1:27.538
8	35.073	24.429	27.440	173,0	1:26.942
9	35.024	24.367	27.400	172,7	1:26.791
10	35.065			172,2	1:26.869
11	35.962	24.695	27.533	167,9	1:28.190
12	35.425	24.760	27.507	171,1	1:27.692
13	35.611			165,1	1:27.899
14	35.563	24.530	27.654	171,7	1:27.747
15	35.524	24.544	27.588	170,6	1:27.656
16	35.524			169,5	1:27.912
17	35.725	24.739	27.813	170,8	1:28.277
18	35.680	24.801	27.925	168,7	1:28.406

Coppa Italia GT

Race 2 (R2) Analysis

For information purposes. No official / regulatory value

Laps	Sector 1	Sector 2	Sector 3	Spd	Lap Time	Laps	Sector 1	Sector 2	Sector 3	Spd	Lap Time	Laps	Sector 1	Sector 2	Sector 3	Spd	Lap Time
No.1 De Bellis Riccardo						No.11 Ramelli Giuseppe						No.51 Ramelli Giuseppe					
1	34.767	23.335	26.098	196,3	1:24.200	11	31.454	22.949	25.901	210,9	1:20.304	3	34.339	25.037	27.986	189,1	1:27.362
2	32.070	23.005	25.650	199,6	1:20.725	12	31.312	23.023	25.979	211,7	1:20.314	4	35.236	24.846	27.998	180,0	1:28.080
3	31.794	22.673	25.398	199,6	1:19.865	13	31.568	22.948	26.117	211,7	1:20.633	5	35.347	24.885	28.080	179,4	1:28.312
4	31.690	22.704	25.861	199,2	1:20.255	14	31.392	23.044	25.832	211,3	1:20.268	6	34.520			188,8	1:26.828
5	32.029	22.631	25.594	198,8	1:20.254	15	31.364	23.011	25.603	211,3	1:19.978	7	34.313	24.352	27.538	189,3	1:26.203
6	31.904	22.713	25.552	198,5	1:20.169	16	31.641	23.390	25.911	211,3	1:20.942	8	34.592	26.948	30.502	187,1	1:32.042
7	32.056	22.615	25.635	198,5	1:20.306	17	31.486	23.288	26.390	211,7	1:21.164	9	38.140	26.042	30.141	176,1	1:34.323
8	31.672	22.715	25.670	198,8	1:20.057	18	31.798	23.064	26.002	210,9	1:20.864	10	39.833	26.633	31.372	172,5	1:37.838
9	31.755	23.141	25.652	199,6	1:20.548	19	31.645	23.241	26.266	211,3	1:21.152	11	37.023	25.951	29.404	177,3	1:32.378
10	31.817	22.744	25.604	199,2	1:20.165	No.51 Ramelli Giuseppe						12	36.708			177,3	1:31.913
11	31.755	22.905	25.636	198,8	1:20.296	1	35.804	23.976	26.575	188,4	1:26.355	13	39.927	26.164	29.844	137,7	1:35.935
12	31.734	22.767	25.654	198,5	1:20.155	2	32.708	23.417	26.151	199,2	1:22.276	14	39.216	26.811	29.367	143,6	1:35.394
13	31.961	22.948	25.638	198,8	1:20.547	3	32.876	23.491	26.266	198,8	1:22.633	15	38.539	31.539	31.255	164,8	1:41.333
14	31.771	22.731	25.595	197,8	1:20.097	4	32.188	22.855	26.093	201,4	1:21.136	16	40.101	27.481	30.823	167,7	1:38.405
15	31.835	22.844	25.798	198,1	1:20.477	5	32.118	23.214	25.968	201,8	1:21.300	17	38.804	26.933	31.428	166,1	1:37.165
16	32.078	22.701	25.562	198,8	1:20.341	6	32.248	22.996	26.080	202,6	1:21.324						
17	32.144	23.014	26.035	198,8	1:21.193	7	31.812	22.891	25.859	204,1	1:20.562						
18	32.090	23.026	25.907	198,5	1:21.023	8	32.052	22.954	25.970	203,0	1:20.976						
19	32.016	23.035	25.891	199,2	1:20.942	9	32.139	22.812	26.000	201,8	1:20.951						
						10	32.251	22.490	25.999	201,8	1:20.740						
						11	32.043	23.086	25.950	203,3	1:21.079						
						12	31.870	22.768	26.182	203,7	1:20.820						
						13	31.820	22.875	26.018	203,7	1:20.713						
						14	31.980	22.824	25.909	203,7	1:20.713						
						15	31.937	22.738	25.905	203,7	1:20.580						
						16	31.888	23.091	25.989	203,7	1:20.968						
						17	32.103	22.712	26.173	202,2	1:20.988						
						18	32.353	22.813	25.861	201,8	1:21.027						
						19	32.029	22.801	25.849	204,5	1:20.679						
						No.54 Galante Silvio											
						1	36.386	24.439	27.497	165,3	1:28.322						
						2	33.659	24.111	27.349	194,9	1:25.119						
						3	33.377	23.433	27.145	190,1	1:23.955						
						4	33.080	23.513	26.697	200,7	1:23.290						
						5	32.921	23.524	26.574	201,8	1:23.019						
						6	32.670	23.235	27.004	204,5	1:22.909						
						7	34.525	24.338	27.447	171,7	1:26.310						
						8	32.690	23.729	26.681	205,3	1:23.100						
						9	32.521	23.807	26.462	205,3	1:22.790						
						10	32.955	24.590	27.946	203,0	1:25.491						
						11	32.413	23.483	26.933	205,7	1:22.829						
						12	32.587	23.654	26.408	206,5	1:22.649						
						13	33.033	23.304	26.677	204,5	1:23.014						
						14	32.367	23.239	26.696	206,1	1:22.302						
						15	32.927	23.318	26.666	203,3	1:22.911						
						16	32.220	23.216	26.775	206,1	1:22.211						
						17	32.568	23.546	26.609	203,3	1:22.723						
						18	32.833	24.062	26.819	206,5	1:23.714						
						No.61 Scannicchio Davide											
						1	39.252			160,2	1:33.587						
						2	35.962	25.053	28.124	179,1	1:29.139						
No.19 Tarabini Luciano						No.20 Nervi Alessandro											
1	34.152	23.145	25.702	204,1	1:22.999	1	35.344	23.743	26.233	183,0	1:25.320						
2	31.723	22.857	25.458	206,5	1:20.038	2	31.990	23.116	25.980	208,4	1:21.086						
3	31.311	22.871	25.304	207,6	1:19.486	3	31.451	23.123	25.712	210,1	1:20.286						
4	31.172	22.813	24.976	208,8	1:18.961	4	31.666	22.785	25.829	211,3	1:20.280						
5	30.984	22.496	25.230	209,3	1:18.710	5	31.807	22.807	25.613	211,3	1:20.227						
6	30.862	22.243	24.897	208,0	1:18.002	6	31.726	22.914	25.754	211,7	1:20.394						
7	30.902	22.362	25.262	209,3	1:18.526	7	31.552	22.800	25.542	210,9	1:19.894						
8	30.714	22.215	24.979	209,3	1:17.908	8	31.385	23.134	25.917	211,3	1:20.436						
9	30.956	22.434	25.183	209,3	1:18.573	9	31.440	22.561	26.468	211,7	1:20.469						
10	31.013	22.371	25.317	208,0	1:18.701	10	31.393	24.028	26.043	211,7	1:21.464						
11	31.099	22.258	25.365	208,4	1:18.722												
12	31.026	22.387	25.124	208,8	1:18.537												
13	31.449	22.836	26.056	206,5	1:20.341												
14	31.318	22.833	25.469	206,8	1:19.620												
15	31.377	22.851	25.600	207,2	1:19.828												
16	31.518	22.465	24.991	206,5	1:18.974												
17	30.768	22.216	24.913	210,1	1:17.897												
18	30.848	22.237	25.179	209,7	1:18.264												
19	31.406	22.179	28.809	209,3	1:22.394												

Coppa Italia Turismo

Race 2 (R2) Analysis

For information purposes. No official / regulatory value

Laps	Sector 1	Sector 2	Sector 3	Spd	Lap Time	Laps	Sector 1	Sector 2	Sector 3	Spd	Lap Time	Laps	Sector 1	Sector 2	Sector 3	Spd	Lap Time
No.106 Brivio Nicola						No.120 Bamonte Luigi						No.225 Fragiasso Antonio					
1	41.473	38.378	29.461	148,1	1:49.312	15	1:52.073	43.813	28.464	20,9	3:04.350	13	35.886	25.741	29.675	173,6	1:31.302
2	35.829	25.184	27.731	175,0	1:28.744	16	35.592	24.961	27.156	164,1	1:27.709	14	1:55.751	43.520	29.586	21,1	3:08.857
3	36.067	25.525	27.757	156,7	1:29.349	17	34.878	25.540	28.113	175,6	1:28.531	No.226 Hafner Armin					
4	35.354	25.658	27.456	173,0	1:28.468	No.212 De Luca Rino						1	40.107	26.460	28.554	166,9	1:35.121
5	35.284	25.307	27.675	176,1	1:28.266	1	40.392	27.412	29.284	154,5	1:37.088	2	35.891	24.973	27.863	172,7	1:28.727
6	35.051	25.873	27.749	178,2	1:28.673	2	36.697	26.363	29.274	169,8	1:32.334	3	35.447	24.702	27.367	172,2	1:27.516
7	35.890	24.871	27.992	162,1	1:28.753	3	36.092	26.652	29.049	169,8	1:31.793	4	35.186	24.877	27.188	173,6	1:27.251
8	36.471	24.955	27.823	165,3	1:29.249	4	35.627	25.650	28.335	170,8	1:29.612	5	36.060	25.015	27.440	171,1	1:28.515
9	35.763	24.763	27.591	172,2	1:28.117	5	35.834	25.799	28.384	170,3	1:30.017	6	35.230	24.898	27.123	172,7	1:27.251
10	35.717	24.670	27.995	173,0	1:28.382	6	35.687	26.020	28.317	173,6	1:30.024	7	35.150	24.612	27.417	173,6	1:27.179
11	35.069	25.165	27.781	174,1	1:28.015	7	35.839	25.580	28.445	170,8	1:29.864	8	35.164	24.664	27.468	173,0	1:27.296
12	35.560	25.319	27.476	174,7	1:28.355	8	36.071	25.287	28.219	162,1	1:29.577	9	35.310	24.729	27.371	172,5	1:27.410
13	35.324	25.272	27.615	173,9	1:28.211	9	40.636	26.478	28.218	166,1	1:35.332	10	35.357	24.628	27.295	172,2	1:27.280
14	37.012	25.277	27.840	167,7	1:30.129	10	43.451	28.213	28.681	170,6	1:40.345	11	35.745	24.616	27.185	173,3	1:27.546
15	1:32.409	38.259	28.550	32,6	2:39.218	11	36.767	26.337	28.747	153,4	1:31.851	12	35.502	24.491	27.183	171,7	1:27.176
16	35.169	24.704	27.310	174,4	1:27.183	12	36.747	26.005	28.680	147,1	1:31.432	13	35.257	24.406	26.957	172,7	1:26.620
17	35.804	25.374	27.272	173,9	1:28.450	13	36.444	26.231	31.854	150,0	1:34.529	14	35.742	27.198	29.222	172,7	1:32.162
No.107 Gagliano Massimiliano						No.214 Tanzi Giancarlo						No.228 Lissignoli Raffaele					
1	39.396	25.836	27.980	175,8	1:33.212	1	41.881	28.104	29.037	146,3	1:39.022	1	42.047	27.322	29.413	142,4	1:38.782
2	34.700	24.418	26.480	182,1	1:25.598	2	36.440	26.032	28.970	167,4	1:31.442	2	36.940	26.108	28.053	167,1	1:31.101
3	34.117	24.150	26.186	181,8	1:24.453	3	36.461	25.685	29.522	176,1	1:31.668	3	36.567	25.964	28.625	170,3	1:31.156
4	33.766	24.003	26.540	183,0	1:24.309	4	36.168	25.700	28.349	180,0	1:30.217	4	35.809	24.948	27.259	171,7	1:28.016
5	33.974	23.998	26.238	183,0	1:24.210	5	35.678			177,0	1:30.560	5	35.559	25.092	27.203	170,8	1:27.854
6	33.770	23.916	26.123	183,6	1:23.809	6	35.647	25.621	1:00.629	182,7	2:01.897	6	35.734	24.916	27.057	170,0	1:27.707
7	33.633	23.915	26.672	183,3	1:24.220	7	36.610	25.214	28.930	177,0	1:30.754	7	35.416	24.862	27.173	170,6	1:27.451
8	33.861	24.074	26.725	182,7	1:24.660	8	36.133	25.733	29.540	175,0	1:31.406	8	35.454	24.938	27.041	172,2	1:27.433
9	34.017	23.998	26.757	183,6	1:24.772	9	36.595	25.944	29.096	178,5	1:31.635	9	35.202	24.698	26.975	171,1	1:26.875
10	34.861	23.975	26.820	182,7	1:25.656	10	36.334	25.338	28.770	175,3	1:30.442	10	35.267	24.750	27.032	171,4	1:27.049
11	34.442	24.083	26.486	181,5	1:25.011	11	36.949	25.507	29.664	179,1	1:32.120	11	35.191	24.846	27.005	172,2	1:27.042
12	34.013	23.712	27.363	184,3	1:25.088	12	36.148	25.352	29.028	175,3	1:30.528	12	35.499	24.860	26.891	170,6	1:27.250
13	34.404	24.085	26.834	183,3	1:25.323							13	35.189	24.956	26.997	171,7	1:27.142
14	34.423	24.478	35.979	183,0	1:34.880												
15	2:03.476	50.209	31.559	22,3	3:25.244												
16	34.880	24.520	26.645	178,2	1:26.045												
17	34.733	25.559	27.197	179,1	1:27.489												
No.108 Tarantino Luigino																	
1	39.843	26.248	28.440	175,0	1:34.531												
2	36.080	25.533	27.821	178,5	1:29.434												
3	35.525	24.438	27.100	179,1	1:27.063												
4	34.791	24.469	27.149	180,0	1:26.409												
5	34.435	24.313	26.955	180,9	1:25.703												
6	34.414	24.536	26.579	180,3	1:25.529												
7	34.482	24.139	26.935	180,0	1:25.556												
8	34.754	24.526	27.389	180,3	1:26.669												
9	35.179	24.508	27.209	179,1	1:26.896												
10	35.125	25.954	28.209	178,5	1:29.288												
11	36.040	24.910	27.511	177,3	1:28.461												
12	35.597	25.095	27.664	177,9	1:28.356												
13	35.303	24.395	27.222	176,7	1:26.920												
14	35.522	25.646	29.391	178,5	1:30.559												

Coppa Italia Turismo

Race 2 (R2) Analysis

For information purposes. No official / regulatory value

Laps	Sector 1	Sector 2	Sector 3	Spd	Lap Time
14	35.429	25.231	27.533	171,1	1:28.193
15	1:49.909	37.744	27.886	20,7	2:55.539
16	35.598	25.037	27.422	159,5	1:28.057
17	35.238	24.823	27.935	172,2	1:27.996

No.231 Revello Alessandro					
1	39.686	27.174	29.224	160,4	1:36.084
2	36.883	25.826	28.812	171,9	1:31.521
3	36.860	25.819	28.439	170,6	1:31.118
4	36.040	26.211	28.600	170,3	1:30.851
5	35.832	25.425	28.741	176,4	1:29.998
6	36.100	25.677	28.352	175,3	1:30.129
7	35.758	25.236	28.577	172,7	1:29.571
8 IN	39.716	28.746	36.978	137,2	1:45.440

No.232 Stefani Manuel					
1	41.434	29.171	29.167	150,8	1:39.772
2	38.170	27.079	28.471	160,4	1:33.720
3	36.430	25.773	27.853	166,9	1:30.056
4	36.095	25.860	27.923	166,9	1:29.878
5	35.892	25.975	27.980	170,3	1:29.847
6	36.261	25.906	28.270	169,5	1:30.437
7	35.782	25.323	27.842	168,4	1:28.947
8	36.397	25.451	28.003	162,1	1:29.851
9	35.907	25.375	27.762	169,2	1:29.044
10	35.474	25.138	28.026	170,6	1:28.638
11	35.492	25.030	27.909	170,0	1:28.431
12	35.505	25.165	27.918	169,2	1:28.588
13	35.910	26.015	28.563	163,6	1:30.488
14	42.110	27.958	29.317	130,5	1:39.385
15	1:18.671	37.094	29.166	100,2	2:24.931
16	35.853	25.861	28.235	170,6	1:29.949
17	35.580	25.199	27.623	170,8	1:28.402

No.237 Calcagni Gianluca					
1	40.215	28.936	29.019	161,1	1:38.170
2	36.899	25.586	28.084	169,5	1:30.569
3	36.769	25.587	28.483	166,9	1:30.839
4	36.445	25.115	28.075	170,0	1:29.635
5	36.360	25.562	27.793	170,0	1:29.715
6	36.396	25.486	28.360	171,7	1:30.242
7	37.079	25.723	27.938	161,6	1:30.740
8	36.927	25.400	28.005	162,6	1:30.332
9	37.585	25.350	27.737	164,3	1:30.672
10	36.755	25.220	27.797	169,2	1:29.772
11	36.329	25.143	27.814	169,0	1:29.286
12	36.614	25.408	28.651	167,7	1:30.673

No.251 Trebbi Giacomo					
1	41.811	29.075	29.392	140,2	1:40.278
2	38.490	26.357	28.661	146,5	1:33.508
3	37.264	25.718	27.873	159,9	1:30.855
4	37.100	26.308	28.062	159,0	1:31.470
5	36.874	25.455	27.693	159,2	1:30.022

Laps	Sector 1	Sector 2	Sector 3	Spd	Lap Time
6	36.683	25.279	27.835	159,9	1:29.797
7	36.778	25.317	27.539	159,7	1:29.634
8	36.745	25.136	28.025	159,7	1:29.906
9	37.332	25.299	27.839	158,8	1:30.470
10	37.072	25.321	27.861	158,5	1:30.254
11	36.759	25.410	27.787	159,7	1:29.956
12	36.834			159,9	1:30.000
13	37.604	26.307	38.764	157,6	1:42.675
14	48.285	30.641	31.585	118,4	1:50.511
15	50.036	35.807	30.338	150,6	1:56.181
16	37.045	25.466	27.908	159,9	1:30.419
17	36.838	25.321	27.768	159,7	1:29.927

No.252 Abate Maurizio					
1	40.509	26.556	28.538		1:35.603
2	35.946	25.098	28.061		1:29.105
3	35.587	24.779	27.613		1:27.979
4	35.268	24.686	27.687		1:27.641
5	35.163	24.650	27.386		1:27.199
6	35.235	24.854	27.568		1:27.657
7	35.341	24.494	27.612		1:27.447
8	35.384	24.722	27.255		1:27.361
9	35.371	24.957	27.377		1:27.705
10	35.593	24.622	27.334		1:27.549
11	35.569	24.576	27.385		1:27.530
12	35.397	24.826	27.646		1:27.869
13	35.716	24.458	27.411		1:27.585
14	35.387	26.397	28.209		1:29.993
15	1:51.395	39.516	28.318	21,4	2:59.229
16	35.646	24.619	27.649		1:27.914
17	35.275	25.035	28.101		1:28.411

No.254 Barbolini Edoardo					
1	42.781	28.448	30.122	150,2	1:41.351
2	38.739	26.304	28.925	156,5	1:33.968
3	37.860	26.314	28.589	157,2	1:32.763
4	37.455	26.588	28.414	158,8	1:32.457
5	37.142	25.608	28.365	159,0	1:31.115
6	37.280	25.538	28.550	158,8	1:31.368
7	37.142	26.570	28.582	159,0	1:32.294
8	37.262	25.731	28.156	157,6	1:31.149
9	38.760	25.657	28.298	155,8	1:32.715
10	37.753	25.446	28.351	158,5	1:31.550
11	37.447	25.724	29.181	158,8	1:32.352
12	37.327	25.672	28.268	159,7	1:31.267
13	37.647	26.613	29.286	160,7	1:33.546
14	2:01.907	48.502	31.521	21,0	3:21.930
15	40.310	26.657	29.641	156,5	1:36.608
16	38.933	25.785	28.248	156,9	1:32.966

No.270 Suerzi Stefanin Alessandro					
1	41.467	28.795	29.863	160,2	1:40.125
2	38.606	26.040	28.575	160,4	1:33.221
3	37.571	26.272	28.351	163,6	1:32.194

Laps	Sector 1	Sector 2	Sector 3	Spd	Lap Time
4	37.136	25.639	27.981	163,1	1:30.756
5	36.600	25.572	28.031	164,6	1:30.203
6	36.761	25.104	28.518	162,6	1:30.383
7	36.790	25.460	28.179		1:30.429
8	36.504	25.415	28.348	163,6	1:30.267
9	39.593	25.684	28.660	150,8	1:33.937
10	38.313	26.432	28.978	160,7	1:33.723
11	38.099	26.509	29.336		1:33.944
12	39.210	26.006	28.816	159,7	1:34.032
13	39.467	27.406	29.437	132,8	1:36.310
14	2:02.021	46.929	31.475	20,4	3:20.425
15	40.627	27.046	28.613	138,6	1:36.286
16	38.771	27.338	28.497	150,4	1:34.606

No.271 Zanin Massimo					
1	40.421	26.534	28.465	168,2	1:35.420
2	35.920	25.103	27.728	166,6	1:28.751
3	35.310	25.022	27.384	171,9	1:27.716
4	35.155	24.576	27.671	171,9	1:27.402
5	35.164	24.687	27.180	171,4	1:27.031
6	34.911	24.535	27.268	172,7	1:26.714
7	34.979	24.384	27.421	172,7	1:26.784
8	35.167	24.480	27.340	171,4	1:26.987
9	34.887	24.631	27.922	172,5	1:27.440
10	35.515	24.678	27.602	172,5	1:27.795
11	35.156	24.846	27.608	171,4	1:27.610
12	35.116	24.684	27.465	172,5	1:27.265
13	35.411	24.599	27.406	170,8	1:27.416
14	35.332	25.606	29.011	170,8	1:29.949
15	1:51.667	40.937	28.645	18,3	3:01.249
16	35.678	24.814	27.655	170,0	1:28.147
17	35.447	24.884	27.878	171,7	1:28.209

Coppa Italia

Free Practice 1 Results

Document 1

For information purposes. No official / regulatory value

Rnk	No.	Entrant	Driver	Nation	Sector 1	Sector 2	Sector 3	Spd	Best Lap	Gap	Interv.	Laps	Class	Custom
1	19	Tarabini Luciano	Tarabini Luciano		31.535	22.606	25.649	207,6	1:19.790			8	Classe A	
2	20	Autorlando	TBA - Nervi Alessandro		32.506	22.674	27.090	191,8	1:22.270	2.480	2.480	7	Classe A	
3	52	Galante Silvio	Galante Silvio		32.794	23.270	26.368	204,5	1:22.432	2.642	0.162	9	Classe B	
4	51	Ramelli Giuseppe	Ramelli Giuseppe		32.814	23.212	26.511	203,0	1:22.537	2.747	0.105	8	Classe B	
5	105	Borret Team	Borret Federico		33.868	24.468	26.528	180,0	1:24.864	5.074	2.327	8	Classe A	1° Divisione
6	54	Ragazzi Riccardo	Ragazzi Riccardo - Pinato Paolo		34.363	24.730	28.143	204,5	1:27.236	7.446	2.372	7	Classe B	
7	106	Pit Lane Competizioni	Brivio Nicola		34.840	24.941	27.609	181,2	1:27.390	7.600	0.154	8	Classe B	1° Divisione
8	237	Calcagni Gianluca	Calcagni Gianluca		35.621	24.678	27.201	170,3	1:27.500	7.710	0.110	7	Classe A2	2° Divisione
9	120	Bamonte Luigi	Bamonte Luigi		34.912	25.009	27.628	181,5	1:27.549	7.759	0.049	9	Classe B	1° Divisione
10	61	Scanicchio Davide	Scanicchio Davide		34.441			189,8	1:27.597	7.807	0.048	9	Classe C	
11	62	Zanin Massimo	Zanin Massimo		35.620	24.609	27.392	174,7	1:27.621	7.831	0.024	9	Classe C	
12	228	Lisignoli Raffaele	Lisignoli Raffaele		35.592	25.191	27.522	173,3	1:28.305	8.515	0.684	9	Classe A2	2° Divisione
13	270	Cioffi Alberto	Cioffi Alberto - Suerzi Stefanin A.		37.914	25.698	28.483	161,6	1:32.095	12.305	3.790	9	Classe B	2° Divisione
14	254	Barbolini Edoardo	Barbolini Edoardo		37.466	25.810	28.916	161,4	1:32.192	12.402	0.097	9	Classe B	2° Divisione
15	225	Fragliazzo Antonio	Fragliazzo Antonio		38.105	26.819	29.503	151,6	1:34.427	14.637	2.235	8	Classe A2	2° Divisione

Not Classified

1	De Bellis Riccardo	De Bellis Riccardo											Classe B	
60	Giacon Domiziano	Giacon Domiziano											Classe C	
107	Gagliano Massimiliano	Gagliano Massimiliano											Classe B	1° Divisione
108	Maffei Cristian	Maffei Cristian - Tarantino Luigino											Classe B	1° Divisione
111	Montali Fabrizio	Montali Fabrizio											Classe A	1° Divisione
116	Giacon Kevin	Giacon Kevin											Classe B	1° Divisione
130	Magliacolla Mariano	Magliacolla Mariano											Classe B	1° Divisione
131	Dell'Antonia Romy	Dell'Antonia Romy											Classe B	1° Divisione
212	Piccin Camillo	Piccin Camillo - De Luca Rino											Classe A2	2° Divisione
214	Tanzi Giancarlo	Tanzi Giancarlo											Classe A2	2° Divisione
224	Cevasco Mimmo	Cevasco Mimmo											Classe A2	2° Divisione
226	Hafner Armin	Hafner Armin											Classe A2	2° Divisione
231	Revello Alessandro	Revello Alessandro											Classe A1	2° Divisione
232	Stefani Manuel	Stefani Manuel											Classe A1	2° Divisione
251	Trebbi Giacomo	Trebbi Giacomo											Classe B	2° Divisione
252	Calcagni Gianluca	Calcagni Gianluca - Abate Maurizio											Classe B	2° Divisione

Start Time : 28/10 - 09:00:00

Best Lap : No.19 Tarabini Luciano 1:19.790 121,91 Kph







Weather : Slightly cloudy Air : 9°C Track : Drying

Coppa Italia GT



Free Practice 2 Results

Document 2

For information purposes. No official / regulatory value

Rnk	No.	Entrant	Driver	Nation	Sector 1	Sector 2	Sector 3	Spd	Best Lap	Gap	Interv.	Laps	Class	Car
1	19	Tarabini Luciano	Tarabini Luciano		30.796	22.177	25.075	211,3	1:18.048			11	Classe A	Porsche 997 GT3 R
2	1	De Bellis Riccardo	De Bellis Riccardo		31.876	22.513	25.537	202,6	1:19.926	1.878	1.878	7	Classe B	Porsche 997 GT3 Cup
3	51	Ramelli Giuseppe	Ramelli Giuseppe		32.015	22.857	26.000	205,3	1:20.872	2.824	0.946	13	Classe B	Ferrari 458Challenge
4	54	Ragazzi Roberto	Ragazzi Roberto - Pinato Paolo		32.662	22.856	26.325	199,6	1:21.843	3.795	0.971	4	Classe B	Ferrari 458Challenge
5	20	Autorlando	Redolfi Orlando- Nervi Alessandro		32.132	23.526	26.188	210,5	1:21.846	3.798	0.003	12	Classe A	Porsche 997 GT3 R
6	61	Scanicchio Davide	Scanicchio Davide		33.958	24.228	27.925	190,1	1:26.111	8.063	4.265	11	Classe C	Bmw M3 V8

Not Classified

52	GalanteSilvio	Galante Silvio						90,2					Classe B	Ferrari 458Challenge
60	Giacon Domiziano	Giacon Domiziano												Bmw M3 V8

Start Time : 28/10 - 11:21:02

Best Lap : No.19 Tarabini Luciano 1:18.048 124,63 Kph

Weather : Sunny Air : 12°C Track : Dry

TCR Driver & Team Trophy (ITA) 27-29/10/2017

Coppa Italia Turismo

Free Practice 2 Results

Document 1

For information purposes. No official / regulatory value

Rnk	No.	Entrant	Driver	Nation	Sector 1	Sector 2	Sector 3	Time	Gap	Laps	Spd	Class
1	107	Gagliano Massimiliano	Gagliano Massimiliano		33.791	23.582	26.191	1:23.564		14	184,9	Classe B
2	105	Borret Team	Borret Federico		33.470	23.461	26.752	1:23.683	0.119	7	187,8	Classe A
3	108	Maffei Cristian	Maffei Cristian - Tarantino Luigino		34.129	24.095	27.163	1:25.387	1.823	12	181,8	Classe B
4	106	Pit Lane Competizioni	Brivio Nicola		34.079	24.434	27.051	1:25.564	2.000	13	182,4	Classe B
5	120	Bamonte Luigi	Bamonte Luigi		34.435	24.203	27.727	1:26.365	2.801	10	187,8	Classe B
6	271	Zanin Massimo	Zanin Massimo		34.855	24.527	27.309	1:26.691	3.127	9	173,9	Classe B
7	228	Lisignoli Raffaele	Lisignoli Raffaele		35.452	24.827	27.732	1:28.011	4.447	13	174,7	Classe A2
8	232	Stefani Manuel	Stefani Manuel		35.703	25.457	28.016	1:29.176	5.612	12	171,7	Classe A1
9	254	Barbolini Edoardo	Barbolini Edoardo		36.634	25.685	27.955	1:30.274	6.710	13	159,5	Classe B
10	251	Trebbi Giacomo	Trebbi Giacomo		36.836	25.445	28.010	1:30.291	6.727	12	161,1	Classe B
11	231	Revello Alessandro	Revello Alessandro		35.913	25.980	28.599	1:30.492	6.928	10	175,8	Classe A1
12	225	Fragliazzo Antonio	Fragliazzo Antonio		35.970	26.071	28.633	1:30.674	7.110	11	164,6	Classe A2
13	212	Piccin Camillo	Piccin Camillo - De Luca Rino		36.011	25.657	29.107	1:30.775	7.211	8	170,8	Classe A2
14	270	Cioffi Alberto	Cioffi Alberto - Suerzi Stefanin A.		36.883	25.723	28.306	1:30.912	7.348	10	163,3	Classe B
15	214	Tanzi Giancarlo	Tanzi Giancarlo		38.888	27.541	30.415	1:36.844	13.280	1	148,5	Classe A2

Not Classified

111	Montali Fabrizio	Montali Fabrizio						No Time				Classe A
116	Giacon Kevin	Giacon Kevin						No Time				Classe B
130	Magliacolla Mariano	Magliacolla Mariano						No Time				Classe B
131	Dell'Antonia Romy	Dell'Antonia Romy						No Time				Classe B
224	Cevasco Mimmo	Cevasco Mimmo						No Time				Classe A2
226	Hafner Armin	Hafner Armin						No Time				Classe A2
237	Calcagni Gianluca	Calcagni Gianluca						No Time				Classe A2
252	Calcagni Gianluca	Calcagni Gianluca - Abate Maurizio						No Time				Classe B

Start Time : 28/10 - 10:40:00

Best Lap : No.107 Gagliano Massimiliano 1:23.564 116,40 Kph

Weather : Cloudy Air : 11°C Track : Dry

TCR Driver & Team Trophy (ITA) 27-29/10/2017

Coppa Italia GT

Qualifying Practice (QP) RISULTATI Definitivi

Document 5.1 OFFICIAL

Rnk	No.	Entrant	Driver	Nation	Time	Sector 1	Sector 2	Sector 3	Gap	Interv.	Laps	Spd	Car	Class
1	19	Tarabini Luciano	Tarabini Luciano	ITA	1:16.750	30.307	21.925	24.518			10	210,5	Porsche 997 GT3 R	Classe A
2	20	Autorlando	Nervi Alessandro	ITA	1:19.672	31.116	22.906	25.650	2.922	2.922	15	212,1	Porsche 997 GT3 R	Classe A
3	1	De Bellis Riccardo	De Bellis Riccardo	ITA	1:19.899	31.637	22.765	25.497	3.149	0.227	4	200,7	Porsche 997 GT3 Cup	Classe B
4	51	Ramelli Giuseppe	Ramelli Giuseppe	ITA	1:20.283	32.037	22.454	25.792	3.533	0.384	16	201,4	Ferrari 458Challenge	Classe B
5	61	Scannicchio Davide	Scannicchio Davide	ITA	1:24.080	33.483	23.670	26.927	7.330	3.797	11	190,4	Bmw M3 V8	Classe C
6	54	GalanteSilvio	Galante Silvio	ITA	1:27.570	34.750	24.432	28.388	10.820	3.490	5	194,5	Ferrari 458Challenge	Classe B

No.51 Ramelli Giuseppe : DELETED LAP TIME. NO RESPECT TRACK LIMITS

No.54 Galante Silvio : DELETE LAP TIME. NO RESPECT TRACK LIMITS

Start Time : 28/10 - 14:25:54

Best Lap : No.19 Tarabini Luciano 1:16.750 126,73 Kph

Weather : Cloudy Air : 15°C Track : Dry

TCR Driver & Team Trophy (ITA) 27-29/10/2017

Page 1 / 1

LSTiming

Apex Timing 

Coppa Italia GT

Qualifying Practice (QP) RISULTATI Provvisori

Document 5

Subject to scrutineering & sporting investigations

Rnk	No.	Entrant	Driver	Nation	Time	Sector 1	Sector 2	Sector 3	Gap	Interv.	Laps	Spd	Car	Class
1	19	Tarabini Luciano	Tarabini Luciano	ITA	1:16.750	30.307	21.925	24.518			10	210,5	Porsche 997 GT3 R	Classe A
2	20	Autorlando	Redolfi Orlando- Nervi Al	ITA	1:19.672	31.116	22.906	25.650	2.922	2.922	15	212,1	Porsche 997 GT3 R	Classe A
3	1	De Bellis Riccardo	De Bellis Riccardo	ITA	1:19.899	31.637	22.765	25.497	3.149	0.227	4	200,7	Porsche 997 GT3 Cup	Classe B
4	51	Ramelli Giuseppe	Ramelli Giuseppe	ITA	1:20.283	32.037	22.454	25.792	3.533	0.384	16	201,4	Ferrari 458Challenge	Classe B
5	61	Scannicchio Davide	Scannicchio Davide	ITA	1:24.080	33.483	23.670	26.927	7.330	3.797	11	190,4	Bmw M3 V8	Classe C
6	54	GalanteSilvio	Galante Silvio	ITA	1:27.570	34.750	24.432	28.388	10.820	3.490	5	194,5	Ferrari 458Challenge	Classe B

No.51 Ramelli Giuseppe : DELETED LAP TIME. NO RESPECT TRACK LIMITS

No.54 Galante Silvio : DELETE LAP TIME. NO RESPECT TRACK LIMITS

Start Time : 28/10 - 14:25:54

Best Lap : No.19 Tarabini Luciano 1:16.750 126,73 Kph

Weather : Cloudy Air : 15°C Track : Dry

TCR Driver & Team Trophy (ITA) 27-29/10/2017

Page 1 / 1

LSTiming

Apex Timing 

Coppa Italia Turismo

Qualifying Practice (QP) RISULTATI Definitivi

Document 5.1 OFFICIAL

Rnk	No.	Entrant	Driver	Nation	Time	Sector 1	Sector 2	Sector 3	Gap	Interv.	Laps	Spd	Car	Class
1	107	Gagliano Massimiliano	Gagliano Massimiliano		1:22.797	33.295	23.453	26.049			14	183,3	Seat Leon Cup Racer	Classe B
2	120	Bamonte Luigi	Bamonte Luigi		1:24.626	34.262	23.846	26.518	1.829	1.829	15	183,6	Honda Civic Type R	Classe B
3	106	Pit Lane Competizioni	Brivio Nicola		1:24.806	33.889	24.167	26.750	2.009	0.180	11	180,0	Seat Leon Cup Racer	Classe B
4	108	Maffei Cristian	Tarantino Luigino		1:25.037	34.219	24.091	26.727	2.240	0.231	13	179,4	Seat Leon Cup Racer	Classe B
5	228	Lissignoli Raffaele	Lissignoli Raffaele		1:25.916	35.006	24.274	26.636	3.119	0.879	14	170,3	Renault Clio	Classe A2
6	226	Hafner Armin	Hafner Armin		1:25.940	34.939	24.359	26.642	3.143	0.024	9	171,1	Alfa Romeo 147	Classe A2
7	271	Zanin Massimo	Zanin Massimo		1:26.552	35.228	24.192	27.132	3.755	0.612	10	171,4	Mini JWC Challenge	Classe B
8	212	Piccin Camillo	De Luca Rino		1:27.140	35.148	24.713	27.279	4.343	0.588	14	173,0	Honda Civic Type R	Classe A2
9	252	Abate Maurizio	Abate Maurizio		1:27.375	35.547	24.423	27.405	4.578	0.235	11	172,7	Mini JWC Challenge	Classe B
10	225	Fragliasso Antonio	Fragliasso Antonio		1:27.588	35.279	24.898	27.411	4.791	0.213	15	171,1	Renault Clio	Classe A2
11	232	Stefani Manuel	Stefani Manuel		1:28.279	35.606	25.057	27.616	5.482	0.691	14	169,2	Seat Leon Supercopa	Classe A1
12	251	Trebbi Giacomo	Trebbi Giacomo		1:29.321	36.633	25.264	27.424	6.524	1.042	5	158,8	Renault Clio RS	Classe B
13	214	Tanzi Giancarlo	Tanzi Giancarlo		1:29.509	35.625	25.288	28.596	6.712	0.188	12	178,8	Porsche Cayman	Classe A2
14	254	Barbolini Edoardo	Barbolini Edoardo		1:29.929	36.821	25.449	27.659	7.132	0.420	13	156,9	Renault Clio RS	Classe B
15	231	Revello Alessandro	Revello Alessandro		1:30.128	35.649	25.805	28.674	7.331	0.199	14	175,6	Seat Leon Supercopa	Classe A1
16	270	Cioffi Alberto	Suerzi Stefanin Alessandro		1:30.224	36.713	25.260	28.251	7.427	0.096	8	159,5	Mini JWC Challenge	Classe B
17	105	Borret Team	Borret Federico		1:39.447	41.028	28.721	29.698	16.650	9.223	1	148,1	BMW M3 E36	Classe A

No.120 Bamonte Luigi : MUST RESPECT TRACK LIMIT

No.228 Lissignoli Raffaele : MUST RESPECT TRACK LIMIT

No.252 Abate Maurizio : MUST RESPECT TRACK LIMIT

Not Classified

237	Calcagni Gianluca	Calcagni Gianluca		DNS									Mini Clubman	Classe A2
-----	-------------------	--------------------------	--	------------	--	--	--	--	--	--	--	--	--------------	-----------

Start Time : 28/10 - 13:55:00

Best Lap : No.107 Gagliano Massimiliano 1:22.797 117,48 Kph

Weather : Cloudy Air : 15°C Track : Dry

No.108 06:36
Lap 2

TCR Driver & Team Trophy (ITA) 27-29/10/2017

Page 1 / 1

LSTiming

Apex Timing

Coppa Italia Turismo

Qualifying Practice (QP)

Document 5

RISULTATI Provvisori

Subject to scrutineering & sporting investigations

Rnk	No.	Entrant	Driver	Nation	Time	Sector 1	Sector 2	Sector 3	Gap	Interv.	Laps	Spd	Car	Class
1	115	Giacon Kevin	Giacon Kevin		1:22.272	33.196	23.166	25.910			7	186,5	Opel Astra TCR	Classe B
2	107	Gagliano Massimiliano	Gagliano Massimiliano		1:22.797	33.295	23.453	26.049	0.525	0.525	14	183,3	Seat Leon Cup Racer	Classe B
3	120	Bamonte Luigi	Bamonte Luigi		1:24.626	34.262	23.846	26.518	2.354	1.829	15	183,6	Honda Civic Type R	Classe B
4	106	Pit Lane Competizioni	Brivio Nicola		1:24.806	33.889	24.167	26.750	2.534	0.180	11	180,0	Seat Leon Cup Racer	Classe B
5	108	Maffei Cristian	Maffei Cristian - Tarantino Luigino		1:25.037	34.219	24.091	26.727	2.765	0.231	13	179,4	Seat Leon Cup Racer	Classe B
6	228	Lissignoli Raffaele	Lissignoli Raffaele		1:25.916	35.006	24.274	26.636	3.644	0.879	14	170,3	Renault Clio	Classe A2
7	226	Hafner Armin	Hafner Armin		1:25.940	34.939	24.359	26.642	3.668	0.024	9	171,1	Alfa Romeo 147	Classe A2
8	271	Zanin Massimo	Zanin Massimo		1:26.552	35.228	24.192	27.132	4.280	0.612	10	171,4	Mini JWC Challenge	Classe B
9	212	Piccin Camillo	Piccin Camillo - De Luca Rino		1:27.140	35.148	24.713	27.279	4.868	0.588	14	173,0	Honda Civic Type R	Classe A2
10	252	Abate Maurizio	Abate Maurizio		1:27.375	35.547	24.423	27.405	5.103	0.235	11	172,7	Mini JWC Challenge	Classe B
11	225	Fragliasso Antonio	Fragliasso Antonio		1:27.588	35.279	24.898	27.411	5.316	0.213	15	171,1	Renault Clio	Classe A2
12	232	Stefani Manuel	Stefani Manuel		1:28.279	35.606	25.057	27.616	6.007	0.691	14	169,2	Seat Leon Supercopa	Classe A1
13	251	Trebbi Giacomo	Trebbi Giacomo		1:29.321	36.633	25.264	27.424	7.049	1.042	5	158,8	Renault Clio RS	Classe B
14	214	Tanzi Giancarlo	Tanzi Giancarlo		1:29.509	35.625	25.288	28.596	7.237	0.188	12	178,8	Porsche Cayman	Classe A2
15	254	Barbolini Edoardo	Barbolini Edoardo		1:29.929	36.821	25.449	27.659	7.657	0.420	13	156,9	Renault Clio RS	Classe B
16	231	Revello Alessandro	Revello Alessandro		1:30.128	35.649	25.805	28.674	7.856	0.199	14	175,6	Seat Leon Supercopa	Classe A1
17	270	Cioffi Alberto	Cioffi Alberto - Suerzi Stefanin A.		1:30.224	36.713	25.260	28.251	7.952	0.096	8	159,5	Mini JWC Challenge	Classe B
18	105	Borret Team	Borret Federico		1:39.447	41.028	28.721	29.698	17.175	9.223	1	148,1	BMW M3 E36	Classe A

No.120 Bamonte Luigi : MUST RESPECT TRACK LIMIT

No.228 Lissignoli Raffaele : MUST RESPECT TRACK LIMIT

No.252 Abate Maurizio : MUST RESPECT TRACK LIMIT

Not Classified

237	Calcagni Gianluca	Calcagni Gianluca		DNS									Mini Clubman	Classe A2
-----	-------------------	--------------------------	--	------------	--	--	--	--	--	--	--	--	--------------	-----------

Start Time : 28/10 - 13:55:00

Best Lap : No.115 Giacon Kevin

1:22.272 118,23 Kph

Weather : Cloudy Air : 15°C Track : Dry

No.108 06:36 Lap 2

TCR Driver & Team Trophy (ITA) 27-29/10/2017

LSTiming

Page 1 / 1

Apex Timing

Coppa Italia GT

Race 1 RISULTATI

Document 5.1 OFFICIAL

Rnk	No.	Entrant	Driver	Team	Nation	Time	Laps	Gap	Interv.	Best Lap	Class	Penalty	
1	=	19	Tarabini Luciano	Tarabini Luciano	Autorlando	ITA	25:35.474	19		1:17.301	Classe A		
2	▲ ¹	1	De Bellis Riccardo	De Bellis Riccardo	ZRS	ITA	25:48.048	19	12.574	12.574	1:20.717	Classe B	
3	▲ ¹	51	Ramelli Giuseppe	Ramelli Giuseppe	Pellin	ITA	26:32.742	19	57.268	44.694	1:21.552	Classe B	
4	▼ ²	20	Autorlando	Nervi Alessandro	Autorlando	ITA	26:35.526	19	1:05.052	7.784	1:21.636	Classe A	+5.000
5	=	61	Scannicchio Davide	Scannicchio Davide	Pro.Motorsport	ITA	26:05.453	18	1 Lap	1 Lap	1:24.039	Classe C	
6	=	54	GalanteSilvio	Galante Silvio	Superchallenge	ITA	27:05.504	17	2 Laps	1 Lap	1:29.060	Classe B	

No.51 Ramelli Giuseppe : DANGEROUS ACTION ON TRACK

No.20 Nervi Alessandro : PENALTY +5" DANGEROUS ACTION ON TRACK

Leaders : No.1 De Bellis Riccardo (1-13) / No.19 Tarabini Luciano (14-19)

Start Time : 28/10 - 17:25:20

Best Lap : No.19 Tarabini Luciano 1:17.301 125,83 Kph

Weather : Slightly cloudy Air : 15°C Track : Dry

Event Record : No.19 Tarabini Luciano 1:16.750 126,73 Kph

No.51  04:19 Lap 3

No.20  12:15 Lap 8

No.51  12:46 Lap 8

TCR Driver & Team Trophy (ITA) 27-29/10/2017

Coppa Italia Turismo

Race 1 RISULTATI

Document 5.1 OFFICIAL

Rnk	No.	Entrant	Driver	Team	Nation	Time	Laps	Gap	Interv.	Best Lap	Class
1	107	Gagliano Massimiliano	Gagliano Massimiliano	Pit Lane Competizioni		25:19.387	18			1:23.482	Classe B
2	108	Maffei Cristian	Tarantino Luigino	Pit Lane Competizioni		25:50.960	18	31.573	31.573	1:25.011	Classe B
3	120	Bamonte Luigi	Bamonte Luigi	MM Motorsport		25:57.984	18	38.597	7.024	1:24.250	Classe B
4	228	Lissignoli Raffaele	Lissignoli Raffaele			26:02.572	18	43.185	4.588	1:26.237	Classe A2
5	226	Hafner Armin	Hafner Armin			26:09.840	18	50.453	7.268	1:25.740	Classe A2
6	271	Zanin Massimo	Zanin Massimo			26:16.269	18	56.882	6.429	1:26.791	Classe B
7	252	Abate Maurizio	Abate Maurizio	Promodrive		26:22.305	18	1:02.918	6.036	1:27.007	Classe B
8	106	Pit Lane Competizioni	Brivio Nicola	Pit Lane Competizioni		26:44.749	18	1:25.362	22.444	1:25.411	Classe B
9	212	Piccin Camillo	De Luca Rino	Super 2000		26:48.036	18	1:28.649	3.287	1:28.193	Classe A2
10	232	Stefani Manuel	Stefani Manuel			25:23.965	17	1 Lap	1 Lap	1:28.110	Classe A1
11	214	Tanzi Giancarlo	Tanzi Giancarlo	Tech racing		25:25.473	17	1 Lap	1.508	1:28.513	Classe A2
12	231	Revello Alessandro	Revello Alessandro			25:38.685	17	1 Lap	13.212	1:28.911	Classe A1
13	251	Trebbi Giacomo	Trebbi Giacomo	4x4 Explorer		25:41.524	17	1 Lap	2.839	1:29.435	Classe B
14	254	Barbolini Edoardo	Barbolini Edoardo	Monolite		25:51.170	17	1 Lap	9.646	1:29.937	Classe B
15	225	Fragliasso Antonio	Fragliasso Antonio			26:05.924	17	1 Lap	14.754	1:27.633	Classe A2
16	270	Cioffi Alberto	Suerzi Stefanin Alessandro	Promodrive		26:09.434	17	1 Lap	3.510	1:30.621	Classe B

No.252 Abate Maurizio : NO RESPECT TRACK LIMITS

Not Classified

105	Borret Team	Borret Federico						DNS			Classe A
-----	-------------	------------------------	--	--	--	--	--	------------	--	--	----------

Leaders : No.107 Gagliano Massimiliano (1-18)

Start Time : 28/10 - 16:46:17

Best Lap : No.107 Gagliano Massimiliano 1:23.482 116,51 Kph

Weather : Slightly cloudy Air : 15°C Track : Dry

Event Record : No.107 Gagliano Massimiliano 1:22.797 117,48 Kph

No.252 05:27 Lap 3

Coppa Italia Turismo

Race 1 RISULTATI

Document 5

Subject to scrutineering & sporting investigations

Rnk	No.	Entrant	Driver	Team	Nation	Time	Laps	Gap	Interv.	Best Lap	Class
1	107	Gagliano Massimiliano	Gagliano Massimiliano	Pit Lane Competizioni		25:19.387	18			1:23.482	Classe B
2	108	Maffei Cristian	Maffei Cristian	Pit Lane Competizioni		25:50.960	18	31.573	31.573	1:25.011	Classe B
3	120	Bamonte Luigi	Bamonte Luigi	MM Motorsport		25:57.984	18	38.597	7.024	1:24.250	Classe B
4	228	Lissignoli Raffaele	Lissignoli Raffaele			26:02.572	18	43.185	4.588	1:26.237	Classe A2
5	226	Hafner Armin	Hafner Armin			26:09.840	18	50.453	7.268	1:25.740	Classe A2
6	271	Zanin Massimo	Zanin Massimo			26:16.269	18	56.882	6.429	1:26.791	Classe B
7	252	Abate Maurizio	Abate Maurizio	Promodrive		26:22.305	18	1:02.918	6.036	1:27.007	Classe B
8	106	Pit Lane Competizioni	Brivio Nicola	Pit Lane Competizioni		26:44.749	18	1:25.362	22.444	1:25.411	Classe B
9	212	Piccin Camillo	Piccin Camillo	Super 2000		26:48.036	18	1:28.649	3.287	1:28.193	Classe A2
10	232	Stefani Manuel	Stefani Manuel			25:23.965	17	1 Lap	1 Lap	1:28.110	Classe A1
11	214	Tanzi Giancarlo	Tanzi Giancarlo	Tech racing		25:25.473	17	1 Lap	1.508	1:28.513	Classe A2
12	231	Revello Alessandro	Revello Alessandro			25:38.685	17	1 Lap	13.212	1:28.911	Classe A1
13	251	Trebbi Giacomo	Trebbi Giacomo	4x4 Explorer		25:41.524	17	1 Lap	2.839	1:29.435	Classe B
14	254	Barbolini Edoardo	Barbolini Edoardo	Monolite		25:51.170	17	1 Lap	9.646	1:29.937	Classe B
15	225	Fragliasso Antonio	Fragliasso Antonio			26:05.924	17	1 Lap	14.754	1:27.633	Classe A2
16	270	Cioffi Alberto	Cioffi Alberto	Promodrive		26:09.434	17	1 Lap	3.510	1:30.621	Classe B

No.252 Abate Maurizio : NO RESPECT TRACK LIMITS

Not Classified

105	Borret Team	Borret Federico						DNS			Classe A
-----	-------------	------------------------	--	--	--	--	--	------------	--	--	----------

Leaders : No.107 Gagliano Massimiliano (1-18)

Start Time : 28/10 - 16:46:17

Best Lap : No.107 Gagliano Massimiliano 1:23.482 116,51 Kph

Weather : Slightly cloudy Air : 15°C Track : Dry

Event Record : No.107 Gagliano Massimiliano 1:22.797 117,48 Kph

No.252 05:27 Lap 3

Coppa Italia GT

Race 2 (R2) RISULTATI

Document 5

Subject to scrutineering & sporting investigations

Rnk	No.	Entrant	Driver	Team	Nation	Time	Laps	Gap	Interv.	Best Lap	Class	Car
1	19	Tarabini Luciano	Tarabini Luciano	Autorlando		25:03.957	19			1:17.897	Classe A	Porsche 997 GT3 R
2	1	De Bellis Riccardo	De Bellis Riccardo	ZRS		25:29.204	19	25.247	25.247	1:19.865	Classe B	Porsche 997 GT3 Cup
3	20	Autorlando	Nervi Alessandro	Autorlando		25:33.421	19	29.464	4.217	1:19.894	Classe A	Porsche 997 GT3 R
4	51	Ramelli Giuseppe	Ramelli Giuseppe	Pellin		25:43.759	19	39.802	10.338	1:20.562	Classe B	Ferrari 458Challenge
5	54	GalanteSilvio	Galante Silvio	Superchallenge		25:05.142	18	1 Lap	1 Lap	1:22.211	Classe B	Ferrari 458Challenge
6	61	Scannicchio Davide	Scannicchio Davide	Pro.Motorsport		26:14.535	17	2 Laps	1 Lap	1:26.203	Classe C	Bmw M3 V8

No.51 Ramelli Giuseppe : NO RESPECT LIMITS TRACK

No.54 Galante Silvio : NO RESPECT LIMITS TRACK

Leaders : No.19 Tarabini Luciano (1-19)

Start Time : 29/10 - 10:59:11

Best Lap : No.19 Tarabini Luciano 1:17.897 124,87 Kph

Weather : Cloudy Air : 13°C Track : Dry

Event Record : No.19 Tarabini Luciano 1:16.750 126,73 Kph

No.54 07:30 Lap 5

No.51 07:32 Lap 5

TCR Driver & Team Trophy (ITA) 27-29/10/2017

Coppa Italia Turismo

Race 2 (R2) RISULTATI

Document 5

Subject to scrutineering & sporting investigations

Rnk	No.	Entrant	Driver	Team	Nation	Time	Laps	Gap	Interv.	Best Lap	Class
1	107	Gagliano Massimiliano	Gagliano Massimiliano	Pit Lane Competizioni	ITA	26:19.442	17			1:23.809	Classe B
2	120	Bamonte Luigi	Bamonte Luigi	MM Motorsport	ITA	26:23.061	17	3.619	3.619	1:24.748	Classe B
3	108	Maffei Cristian	Tarantino Luigino	Pit Lane Competizioni	ITA	26:27.625	17	8.183	4.564	1:25.529	Classe B
4	271	Zanin Massimo	Zanin Massimo		ITA	26:28.393	17	8.951	0.768	1:26.714	Classe B
5	226	Hafner Armin	Hafner Armin		ITA	26:28.650	17	9.208	0.257	1:26.620	Classe A2
6	252	Abate Maurizio	Abate Maurizio	Promodrive	ITA	26:30.628	17	11.186	1.978	1:27.199	Classe B
7	228	Lissignoli Raffaele	Lissignoli Raffaele		ITA	26:30.792	17	11.350	0.164	1:26.875	Classe A2
8	106	Pit Lane Competizioni	Brivio Nicola	Pit Lane Competizioni	ITA	26:34.053	17	14.611	3.261	1:27.183	Classe B
9	232	Stefani Manuel	Stefani Manuel		ITA	26:38.126	17	18.684	4.073	1:28.402	Classe A1
10	251	Trebbi Giacomo	Trebbi Giacomo	4x4 Explorer	ITA	26:43.984	17	24.542	5.858	1:29.634	Classe B
11	212	Piccin Camillo	De Luca Rino	Super 2000	ITA	26:27.381	16	1 Lap	1 Lap	1:29.577	Classe A2
12	254	Barbolini Edoardo	Barbolini Edoardo	Monolite	ITA	26:37.723	16	1 Lap	10.342	1:31.115	Classe B
13	270	Cioffi Alberto	Suerzi Stefanin Alessandro	Promodrive	ITA	26:39.899	16	1 Lap	2.176	1:30.203	Classe B
14	225	Fragliasso Antonio	Fragliasso Antonio		ITA	26:41.070	16	1 Lap	1.171	1:28.596	Classe A2
15	214	Tanzi Giancarlo	Tanzi Giancarlo	Tech racing	ITA	23:29.624	14	3 Laps	2 Laps	1:30.217	Classe A2
16	237	Calcagni Gianluca	Calcagni Gianluca	Promodrive	ITA	18:10.320	12	5 Laps	2 Laps	1:29.286	Classe A2

Not Classified

231	Revello Alessandro	Revello Alessandro		ITA	12:22.698		DSQ		1:29.571	Classe A1
-----	--------------------	---------------------------	--	-----	-----------	--	------------	--	----------	-----------

No.231 Revello Alessandro : BLACK FLAG DECISION - NO RESPECT DRIVE TROUGH DECISON AFTER FOUR PASSING ON FINISH LINE

Leaders : No.107 Gagliano Massimiliano (1-17)

Start Time : 29/10 - 10:11:10

Best Lap : No.107 Gagliano Massimiliano 1:23.809 116,06 Kph

Weather : Cloudy Air : 12°C Track : Dry

Event Record : No.115 Giacon Kevin 1:22.272 118,23 Kph

No.231 00:44

No.231 09:32
Lap 6

TCR Driver & Team Trophy (ITA) 27-29/10/2017

Page 1 / 1

LSTiming

Apex Timing